SKF Thermal Camera TKTI 10

Digital camera with extensive thermal imaging capabilities

The SKF Thermal Camera TKTI 10 is an extremely user-friendly camera designed especially for use by maintenance technicians to visualize troublesome hotspots quickly and easily.
This unique thermal camera requires no special training and by simply pointing at the application, hotspots are rapidly identified. Moreover the images can be stored and analysed using the advanced thermal imaging capabilities. The camera captures both digital and thermal images, these images can be blended allowing you to easily interpret and analyse the scene. Powerful PC software for analysis and report-writing is supplied as standard, enabling you to perform comprehensive image analysis and produce professional reports.





- Compact ergonomic design and light weight
- Captures and displays both digital and thermal images
- Blend function allows a mixture of digital and thermal images for ease of interpretation
- Non-contact measurement technique enables measurements to be made safely on running equipment
- Laser pointer pinpoints the centre of the imaged area
- Wide temperature measurement range from –10 °C to 300 °C (14 °F to 572 °F) suitable for most applications especially Predicative Maintenance programmes
- High and low temperature level audible and visual alarms can be easily set, useful for detecting abnormal temperatures quickly
- Images can be voice and/or text annotated. Very useful when viewing later as situation details can be recorded pertinent to the image
- Isotherms, temperature gradients, area analysis and two user-selectable cursors can be displayed on the camera screen, allowing advanced scene analysis
- 8 different selectable colour pallets for ease of viewing
- Convenient temperature measurement in °C and °F
- Bright, backlit, 3 ½" screen with clear sharp image resolution in landscape format for ease of viewing
- Rechargeable integrated Li ion battery with 6 hour running time
- Large image storage capacity, up to 1000 radiometric and visual images
- Multilingual Menus
- Advanced thermal image processing and report-writing software supplied
- IP 54 suitable for industrial environments
- Removable handle

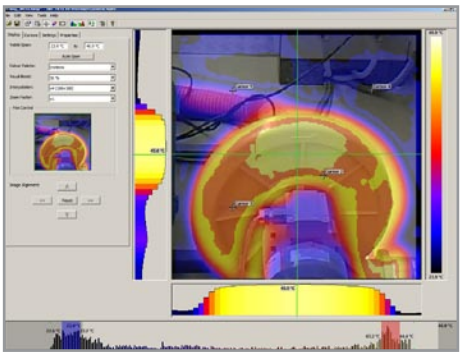

Powerful analysis software

Technical data

Designation	TKTI 10
Description	SKF Thermal Camera
Performance	
Temperature range	-10 ºC to +300 ºC (14 ºF to +572 ºF)
Field of view (FOV)	20º x 20º
Spectral Response	8 to 14 µm
Sensitivity	~0,3 ºC @ 30 ºC
Thermal detector/ visual camera	47 x 47 pixel array (interpolated to 180 x 180) / 2 Mega pixel digital camera
Emissivity Correction	User selectable 0.1 to 1.0 in steps of 0.01 Emissivity table of common surfaces built-in with reflected ambient temperature compensation
Accuracy	The greater of ± 2ºC or ±2% of reading in ºC
Frame rate	8Hz
Focal range	0,3 m (12 in) to infinity
Image storage	Up to 1000 images on Micro SD card supplied
Display	3.1/2" colour LCD with LED Backlight. 8 colour palettes. Mixed thermal and visual images
Laser pointer	built in Class 2 laser
Imager Power Supply	
Battery	Lithium-ion field rechargeable
Operation time	Up to 6 hours continuous operation
AC operation	AC adaptor supplied
Mechanical & Environment	
Temperature operating Humidity Storage range	-5 °C to 45 °C (23 °F to 113 °F) 10% to 90% non condensing -20 °C to 60 °C (-4 °F to 140 °F)
Ingress protection	IP 54
Dimensions	210 x 120 x 90 mm (8,3 x 4,8 x 3,5 in)
Weight	0,70 kg (1,5 lbs)
Software	Advanced imager analysis and report writing software
Computer Requirements	PC with minimum of 300MHz processor, MS Windows XP 128Mb RAM 16 bit colour graphics with 1024x768 capability
Kit contents	Thermal camera, Removable handle, Micro SD card (1GB), USB connection cable, Universal AC Adaptor (UK, USA, European & Australian plugs), Carrying case, CD containing IFU and software, Quick Start Guide (English)



Camera wih handle removed ▲

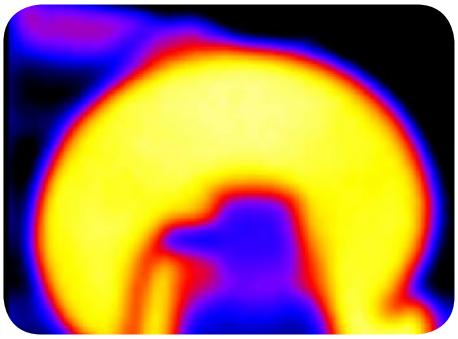









Image blend from full thermal to full visual ➤

SKF Maintenance Products

www.mapro.skf.com
www.skf.com/mount

© SKF 2009/02
® SKF is a registered trademark of the SKF Group

The contents of this publication are the copyright of the publisher and may not be reproduced (even extracts) unless prior written permission is granted. Every care has been taken to ensure the accuracy of the information contained in this publication but no liability can be accepted for any loss or damage whether direct, indirect or consequential arising out of use of the information contained herein.